

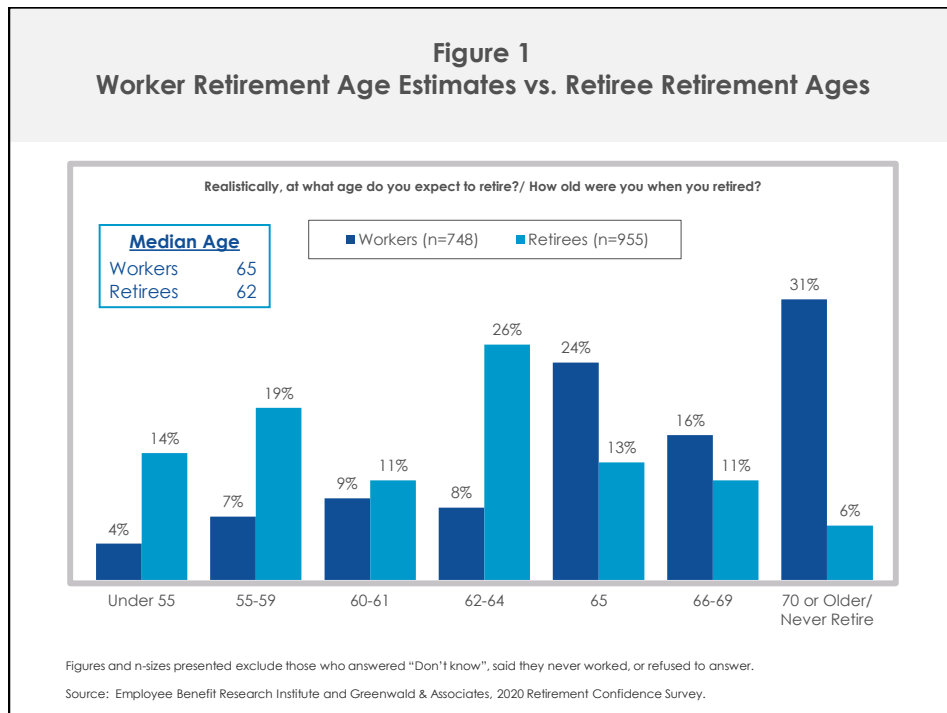
2020 RCS FACT SHEET #2

Expectations About Retirement

Many workers continue to say they are behind in their retirement preparations, including saving for retirement. Consequently, what sources of income do workers expect to receive in retirement? How do workers' expectations align with retirees' experiences?

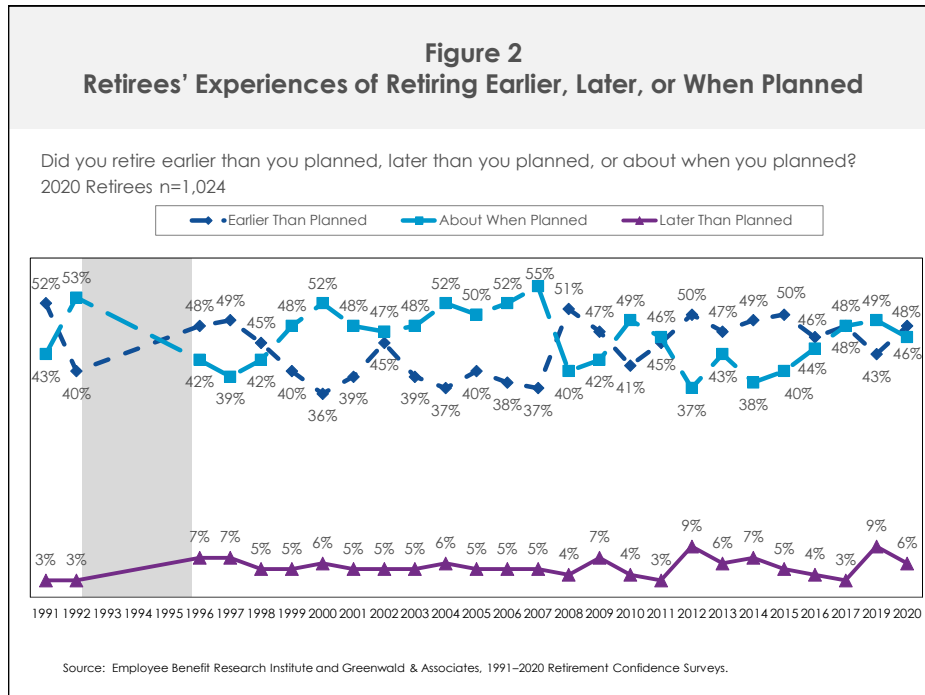
Postponing Retirement

As in prior years, there is a big gap between when active workers expect to retire and retirees say they actually did: Workers continue to report an expected median retirement age of 65, while retirees report they retired at a median age of 62 (Figure 1).



Workers are notably more likely to say they expect to retire at ages 70 or older. More than 3 in 10 (31 percent) workers expect to retire at 70 or beyond or not at all, while only 6 percent of retirees report this was the case. Just 11 percent of workers say they plan to retire before age 60, compared with 33 percent of retirees who report they retired that early. Eighteen percent of workers say they plan to retire between the ages of 60 and 64, although 37 percent of retirees say they retired in that age range. This difference between workers' expected retirement age and retirees' actual age of retirement suggests that a considerable gap exists between workers' expectations and retirees' experiences.

The Retirement Confidence Survey (RCS) has consistently found that a large percentage of retirees leave the work force earlier than planned (48 percent) (Figure 2). In the 2019 RCS, it was shown that many who retired earlier than planned did so because of a hardship, such as a health problem or disability (35 percent). Over one-third said they retired due to changes at their company (35 percent) and a similar share said they could afford to retire earlier (33 percent).^a This tendency to retire earlier than planned may explain the considerable gap that exists between workers' expectations and retirees' experiences.



As one might expect, workers who are not confident about their financial security in retirement plan to retire later, on average, than those who express confidence. For example, 58 percent of workers who are not confident in their retirement financial prospects say they either will not retire or do not know when they will retire, compared with 29 percent who are very confident.

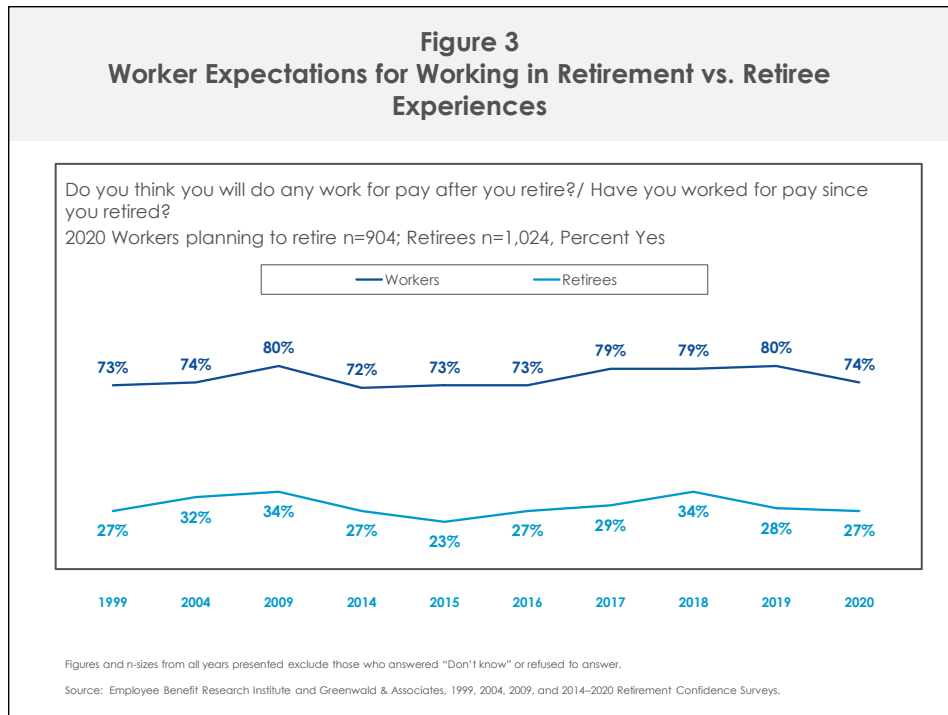
Working for Pay in Retirement

Nearly 3 in 4 workers (74 percent) plan to work for pay in retirement, compared with just 27 percent of retirees who report they have actually worked for pay in retirement. In fact, the RCS has consistently found that workers are far more likely to plan to work for pay in retirement than retirees are to have actually worked (Figure 3).

In the 2019 RCS, among retirees who worked for pay in retirement and reported why they worked for pay in retirement, almost all gave a positive reason for doing so, saying they continued to work because they wanted to stay active and involved (91 percent), they enjoyed working (89 percent), or a job opportunity came along (58 percent).

^a Retirees could have retired for more than one reason.

However, they reported that financial reasons also played a role in that decision, such as wanting money to buy extras (75 percent), needing money to make ends meet (37 percent), a decrease in the value of their savings or investments (28 percent), or keeping health insurance or other benefits (16 percent).^b



Sources of Retirement Income

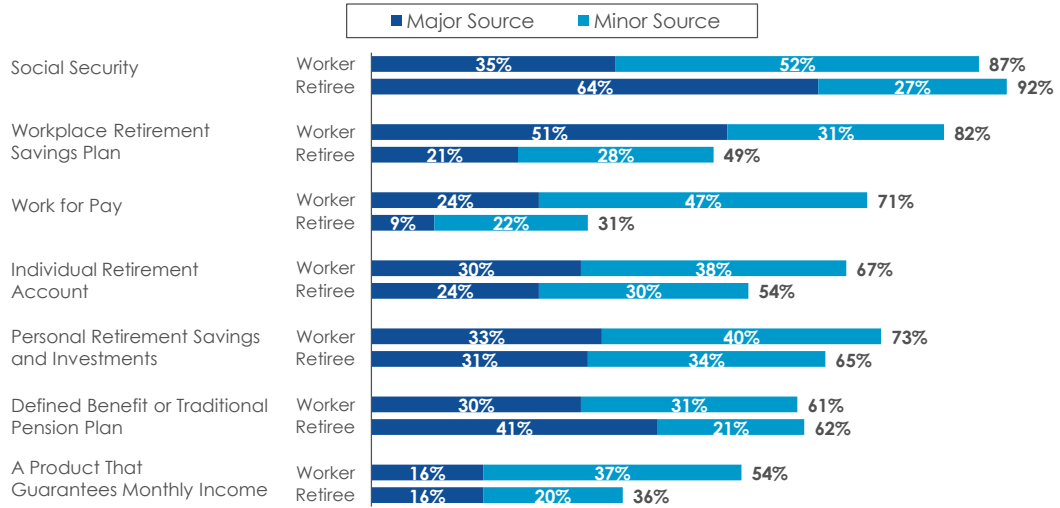
While almost all retirees (92 percent) report that Social Security provides a source of retirement income for them and their spouse's retirement (64 percent say it is a major source of income), workers and their spouses continue to expect to draw their retirement income from a wide variety of sources.

Eighty-seven percent of current workers expect Social Security to be a major or minor source of income in retirement, but they believe that personal savings will also play a large role with 82 percent saying they anticipate receiving retirement income from a workplace retirement savings plan, 67 percent from an individual retirement account, and 73 percent from personal retirement savings and investments. Seventy-one percent expect work for pay to provide income in retirement, 61 percent expect to receive income from a defined benefit or traditional pension plan, and 54 percent from a financial product that guarantees monthly income for life. In contrast to workers' expectations, retirees are less likely to rely on any form of personal savings or on employment for their income in retirement (Figure 4).

^b Retirees could have worked for pay in retirement for more than one reason.

Figure 4
Worker Expectations for Sources of Income in Retirement vs. Retirees' Actual Income Sources

To what extent do you expect the following will be/ is the following a source of income in retirement?
 Workers planning to retire n=904; Retirees n=1,024



Source: Employee Benefit Research Institute and Greenwald & Associates, 2020 Retirement Confidence Survey.

###