

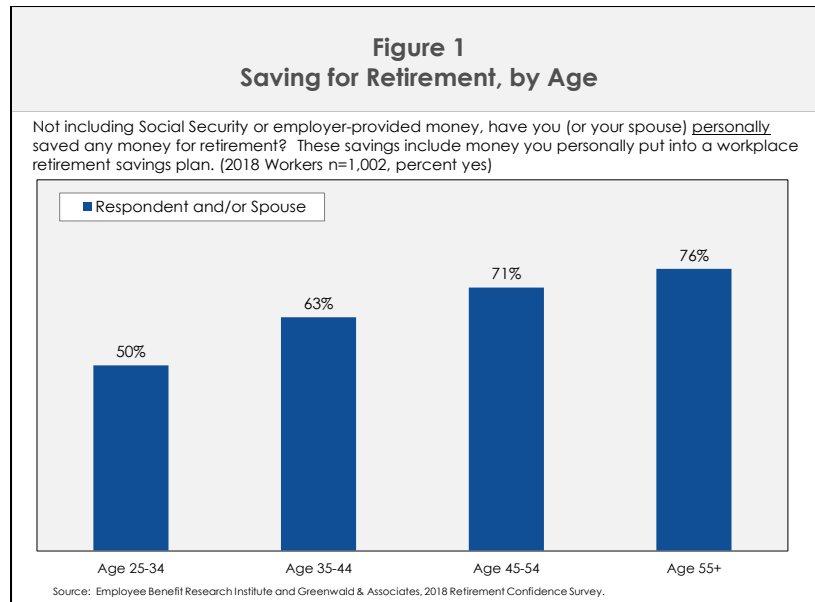
2018 RCS FACT SHEET #4

AGE COMPARISONS AMONG WORKERS

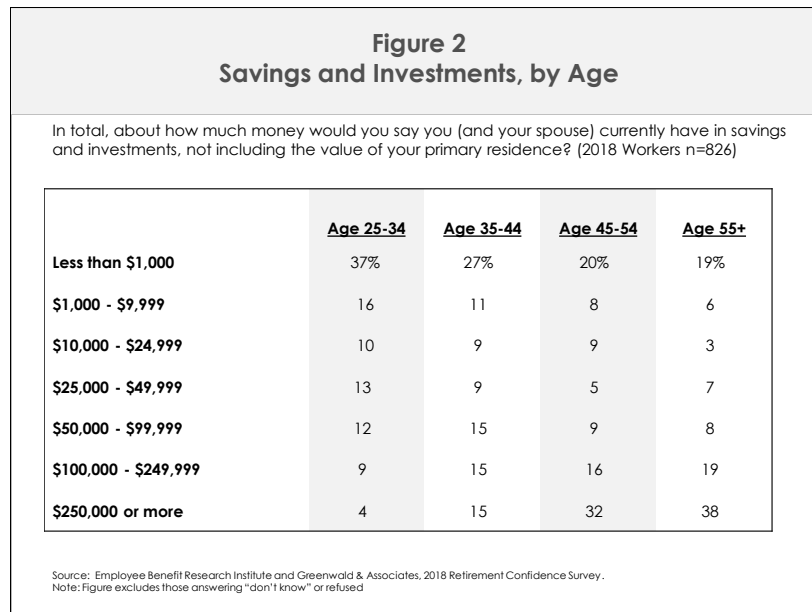
The 28th annual Retirement Confidence Survey (RCS) provides evidence to support the intuitive argument that the closer people are to retirement, the more likely they are to take steps to ensure they have a secure retirement.

Saving for Retirement

Overall, about two in three workers (64 percent) report they or their spouse have personally saved money for retirement. Older workers are more likely to have saved for retirement than younger workers (Figure 1).

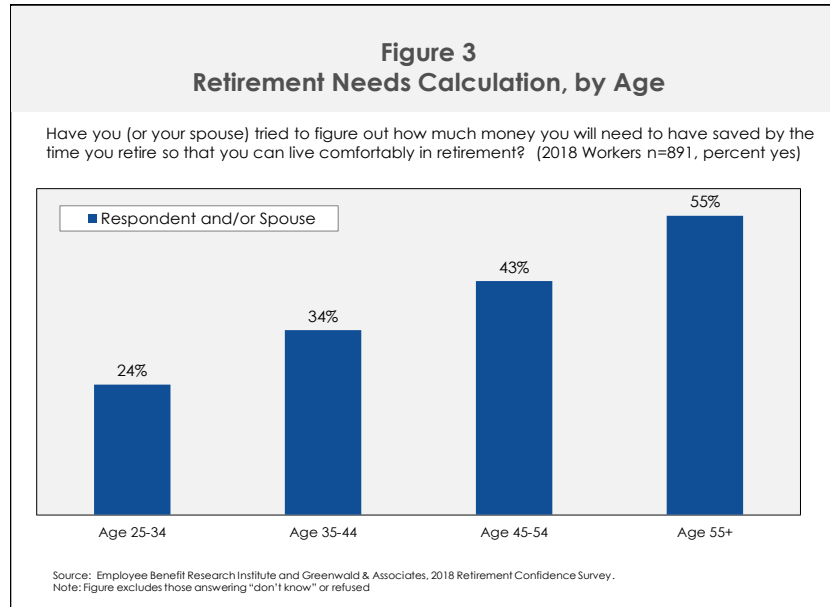


Older workers are more likely than younger workers to report higher amounts of assets (Figure 2).

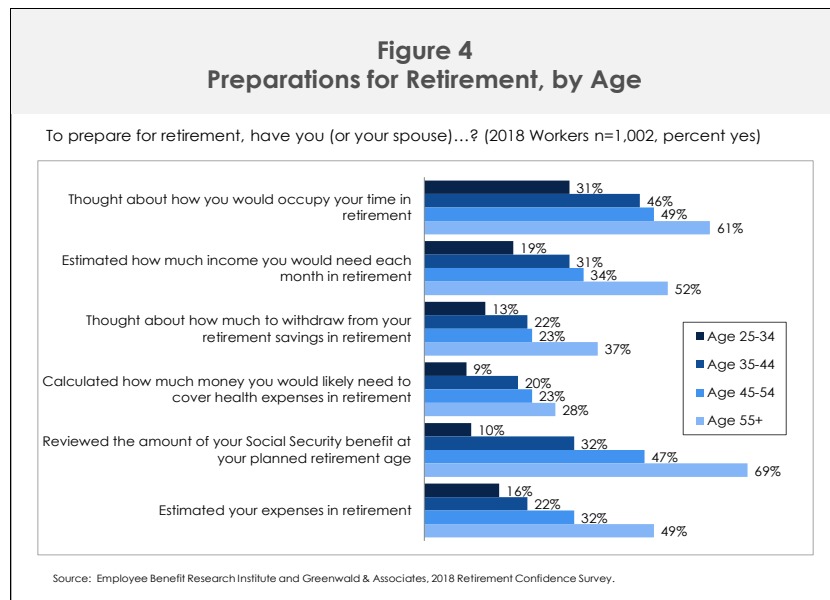


Planning for Retirement

Despite approaching retirement age, just over half of workers ages 55 or older have tried to calculate how much money they will need to have saved so that they can live comfortably in retirement. Fifty-five percent of these workers have, which is significantly higher than those younger than age 55 (Figure 3).

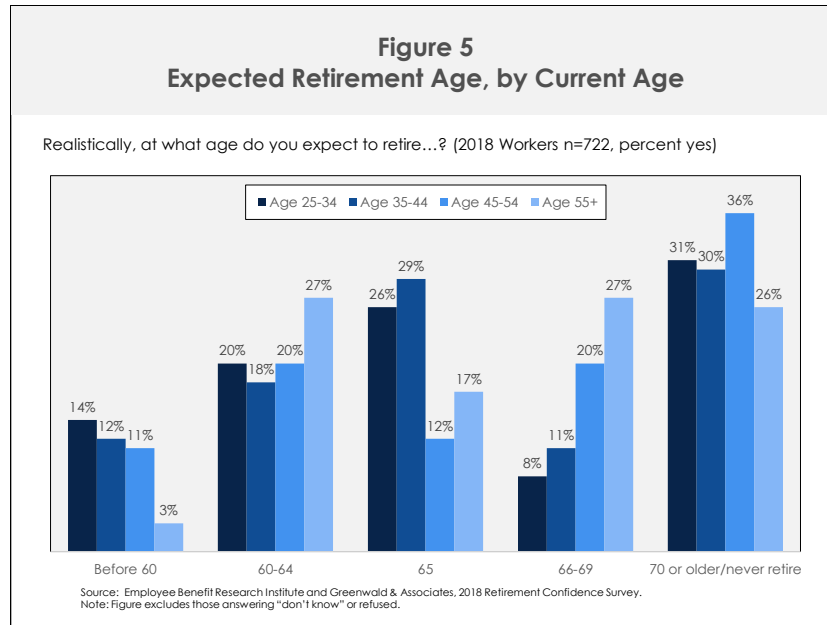


There are other steps that individuals can take to prepare for retirement, including such things as thinking about how to occupy time in retirement (46 percent of all workers have taken this step), thinking about how much money to withdraw from retirement savings (23 percent), reviewing the Social Security benefit at the planned retirement age (38 percent), estimating how much monthly income is needed (33 percent), estimating expenses in retirement (29 percent), and calculating how much will likely be needed to cover health expenses in retirement (19 percent). The likelihood of having undertaken each of these steps increases with age (Figure 4).



Expected Retirement Age

Younger workers expect to retire at younger ages, while the oldest are more likely to retire between the ages of 66–69. Among those workers willing to estimate their retirement age, roughly one in three say they will retire before age 65, but more workers younger than age 45 expect to retire at age 65 and more ages 45 or older expect to retire at ages 66–69 (Figure 5).



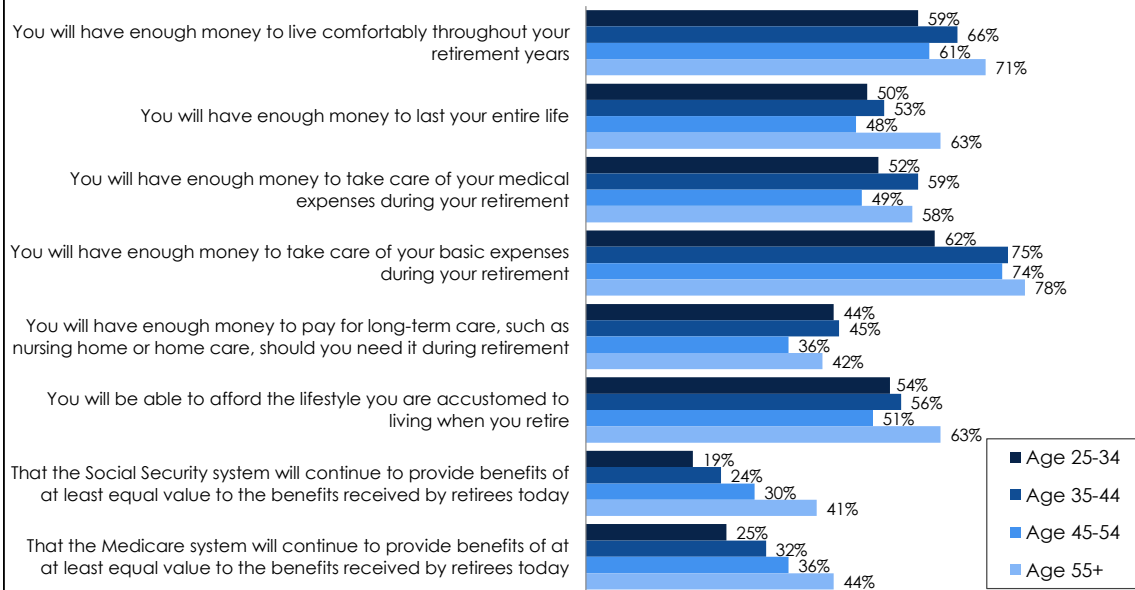
Retirement Confidence

Overall, almost two-thirds of workers (64 percent) are very or somewhat confident about having enough money to live comfortably in retirement. Workers of different age groups are statistically about as likely to describe themselves as confident about many financial aspects of retirement. Yet, for other financial aspects, workers ages 55 or older are more likely than those ages 25–34 to be confident, including being able to take care of their basic expenses in retirement (Figure 6).

Furthermore, there are significant differences regarding worker confidence in the benefits provided by Social Security and Medicare. Approximately, four in ten workers ages 55 or older are confident that Social Security (41 percent) and Medicare (44 percent) will continue to provide benefits at least relatively equal to those enjoyed by retirees today, significantly higher than those ages 25–34.

Figure 6 Confidence in Retirement Topics, by Age

How confident are you ...? (2018 Workers n=1,002, percent very or somewhat confident)



Source: Employee Benefit Research Institute and Greenwald & Associates, 2018 Retirement Confidence Survey.

###